

Site Survey of Selected Items  
for  
Compliance with the Americans with Disabilities Act  
(ADAAG)  
and  
Title 24 of the CBC



This report identifies noncompliant items in remodeling and renovation at an existing school site and provides recommended methods for removal of the barriers identified.

The site survey of Walgrove Elementary School was conducted on February 28, 2007 during a spot check for compliance with the Americans with Disabilities Act Guidelines (ADAAG) and Title 24 of the CBC

This report is not intended to be a complete inspection of the facility.

# Facility Name: Walgrove Elementary School

## Programs, Services, and Activities

**Finding:** Walgrove Elementary School located at 1630 Walgrove Avenue in Los Angeles California, provides services to students in Grades K thru 5. The facility was inspected by Disability Access Consultants, Inc., on February 28, 2007. This is a report of renovated items and is not intended as a full report.



**Alternative Rec:** \*  
(Where Available)

<b>Citation:</b>	ADAAG 4.1.2; ADAAG 4.1.3; ADAAG 4.1.5; ADAAG 4.1.6
<b>Minimum Quantity</b>	1
<b>Maximum Quantity:</b>	1
<b>Unit:</b>	None Selected
<b>Minimum Estimated Cost:</b>	0
<b>Maximum Estimated Cost:</b>	<b>0</b>
<b>Record Number</b>	128
<b>Priority:</b>	

**Full Rec** Any renovation or new construction that occurred after January 26, 1992, is subject to meet full code specifications for the California Building Code and ADAAG requirements. All recommendations in this report are based on ADAAG and CBC title 24 requirements. Consult with your design professional to determine which elements are affected by these requirements. It is recommended that Disability Access Consultants, Inc. is consulted for inspection of any new construction or renovation at the facility.

## Parking

**Finding:** There are two accessible parking spaces which is sufficient in number as required for compliance. The van-accessible access aisle measures 94 wide. The access aisles do not contain "NO PARKING" in 12" high white letters.



Accessible Parking

**Alternative Rec:** \*  
(Where Available)

<b>Citation:</b>	CBC 1129B; ADAAG 4.6; ADAAG A4.6
<b>Minimum Quantity</b>	1
<b>Maximum Quantity:</b>	1
<b>Unit:</b>	Each
<b>Minimum Estimated Cost:</b>	270
<b>Maximum Estimated Cost:</b>	<b>270</b>
<b>Record Number</b>	198
<b>Priority:</b>	

**Full Rec** Two out of the total number of marked parking spaces meets the number required to be designated exclusively for accessible parking according to ADAAG and CBC 1129B. Restripe the existing parking space marked accessible so each measures at least 108 inches wide and 216 inches long. Designate one parking space as "van-accessible". The van-accessible space shall provide an access aisle measuring at least 96 inches wide (8 feet) on the passenger side (right side) of the vehicle space. The additional parking space shall provide an access aisle measuring at least 60 inches wide. Add the words NO PARKING in 12 inch high white letters at the entrance to each accessible parking access aisle.

# Facility Name: Walgrove Elementary School

## Parking

**Finding:** The parking signage at the standard accessible space contains the word "Handicapped."

**Alternative Rec:** \*  
**Rec:**  
**(Where Available)**



Accessible Parking

**Full Rec** Install a permanently posted reflectorized sign measuring 70 square inches that includes an ISA symbol adjacent to and visible from the accessible parking space (see CBC 1129B.5). The bottom edge of the sign must be mounted 80 inches from the ground surface so that it cannot be obscured by a parked vehicle (see CBC 1129B.5). Signage shall not contain the word "Handicapped."


Citation: CBC 1129B.5; ADAAG 4.6.4

Minimum Quantity	1
Maximum Quantity:	1
Unit:	Each
Minimum Estimated Cost:	150
<b>Maximum Estimated Cost:</b>	<b>150</b>
Record Number	199
Priority:	

## Parking

**Finding:** There is no crosswalk provided on the path of travel from the accessible parking space to the facility. The required accessible route crosses a vehicular way.

**Alternative Rec:** \*  
**Rec:**  
**(Where Available)**



Accessible Parking

**Full Rec** Stripe a crosswalk not less than 48 inches wide on the path of travel to the accessible entrance. Provide a level surface that does not exceed a slope greater than 5%. Cross slopes shall not exceed 2%. Detectable warnings should be placed at the entrance and exit of the crosswalk.

Citation: ADAAG 4.7.9

Minimum Quantity	1
Maximum Quantity:	1
Unit:	Each
Minimum Estimated Cost:	100
<b>Maximum Estimated Cost:</b>	<b>100</b>
Record Number	200
Priority:	

# Facility Name: Walgrove Elementary School

## Parking

**Finding:** There is warning signage posted at the entrance from Appleton Way regarding unauthorized use of accessible parking spaces in the parking lot, but the sign contains the word "Handicapped."

**Alternative Rec:** \*  
(Where Available)



Accessible Parking

Citation: CBC 1129B.5; ADAAG 4.6.4 CVC 22511.8(a)(d)


Minimum Quantity	1
Maximum Quantity:	1
Unit:	Each
Minimum Estimated Cost:	150
<b>Maximum Estimated Cost:</b>	<b>150</b>
Record Number	201
Priority:	

**Full Rec** Post a sign in a conspicuous place to the entrance of the parking lot, or immediately adjacent to and visible from each accessible parking space. The warning sign shall measure at least 17" by 22" and consist of lettering at least 1" in height that clearly and conspicuously states the following; "Unauthorized vehicles parked in designated accessible spaces not displaying distinguishing placards or license plates issued for persons with disabilities may be towed away at owner's expense. Towed vehicles may be reclaimed at \_\_\_ or by telephoning \_\_\_." Fill in the blank spaces with appropriate information as a permanent part of the sign and maintain the currency of the information. Be sure to add the CVC 22511.8(a)(d) to the sign.

## Parking

**Finding:** The location of the accessible parking space requires individuals with disabilities to travel behind parked cars other than their own.

**Alternative Rec:** \*  
(Where Available)



Accessible Parking

Citation: CBC 1129B.4.3

Minimum Quantity	1
Maximum Quantity:	1
Unit:	Each
Minimum Estimated Cost:	100
<b>Maximum Estimated Cost:</b>	<b>100</b>
Record Number	202
Priority:	

**Full Rec** Stripe a 48-inch access aisle at the head of the accessible parking spaces and at the general parking spaces. Install a wheelstop at the head of the accessible parking spaces and at the general parking spaces. Wheelstops shall be used to prevent vehicles from encroaching into access aisles or walkways, but shall not present addition encroachment into those areas (see CBC 1129B.4.3).

# Facility Name: Walgrove Elementary School

## Ramps

**Finding:** The width of the run of the ramp is 45 1/4 inches.

**Alternative Rec:** \*  
(Where Available)



Ramp to Rooms 37 and 38

**Full Rec** Widen the run of the ramp so that it has a minimum clear width of 48 inches (see CBC 1133B.5.2.2).

Citation: CBC 1133B.5.2

Minimum Quantity	1
Maximum Quantity:	1
Unit:	60 Linear Feet
Minimum Estimated Cost:	7500
<b>Maximum Estimated Cost:</b>	<b>7500</b>
Record Number	209
Priority:	

## Doors

**Finding:** The bottom 10 inches of the gate does not provide a smooth, uninterrupted surface, or panel to allow the gate to be opened by a wheelchair footrest without creating a trap or hazardous condition.

**Alternative Rec:** \*  
(Where Available)



Gate Next to Cafeteria

**Full Rec** Install a panel or replace the gate to provide a smooth, uninterrupted surface for the bottom 10 inches of the gate.

Citation: CBC 1133B.2.6

Minimum Quantity	1
Maximum Quantity:	1
Unit:	Custom
Minimum Estimated Cost:	0
<b>Maximum Estimated Cost:</b>	<b>0</b>
Record Number	203
Priority:	

# Facility Name: Walgrove Elementary School

## Doors

**Finding:** The gate does not provide accessible hardware.

**Alternative Rec:** \*  
**Rec:**  
**(Where Available)**



Gate Next to Cafeteria

**Full Rec** Replace the existing hardware with accessible hardware (see ADAAG 4.13.9).

Citation: ADAAG 4.13.9

Minimum Quantity	1
Maximum Quantity:	1
Unit:	Each
Minimum Estimated Cost:	834
<b>Maximum Estimated Cost:</b>	<b>834</b>
Record Number	204
Priority:	

## Restrooms

**Finding:** There is signage posted on the latch side of the entry door to the restroom. The signage does not include the gender use symbol. There is accessible signage posted on the entry door to the restroom.

**Alternative Rec:** \*  
**Rec:**  
**(Where Available)**



Boys Restroom Building A

**Full Rec** Post signage centered 60 inches above the ground surface on the latch side of the entrance door identifying the restroom as accessible. Signage shall include Braille and raised lettering, the gender or unisex use symbol and the ISA symbol.

Citation: CBC 1115B.5; ADAAG 4.1.6; ADAAG 4.1.2(7); ADAAG 4.1.6(3)(e); ADAAG 4.30

Minimum Quantity	1
Maximum Quantity:	1
Unit:	Each
Minimum Estimated Cost:	58
<b>Maximum Estimated Cost:</b>	<b>58</b>
Record Number	190
Priority:	

# Facility Name: Walgrove Elementary School

## Restrooms

**Finding:** The bottom 10 inches of the door does not provide a smooth, uninterrupted surface, or panel to allow the door to be opened by a wheelchair footrest without creating a trap or hazardous condition, due to a doorstop.

**Alternative Rec:** \*  
(Where Available)



Boys Restroom Building A

Citation: CBC 1133B.2.6


Minimum Quantity 1  
Maximum Quantity: 1  
Unit: Custom  
Minimum Estimated Cost: 0  
**Maximum Estimated Cost: 0**  
Record Number 191  
Priority:

**Full Rec** Remove the doorstop from the door to provide a smooth, uninterrupted surface for the bottom 10 inches of the door.

## Restrooms

**Finding:** The door opening force for the entrance door to the restroom is greater than 5 pounds.

**Alternative Rec:** \*  
(Where Available)



Boys Restroom Building A

Citation: CBC 1133B.2.5.1; ADAAG 4.13.11

Minimum Quantity 1  
Maximum Quantity: 1  
Unit: Each  
Minimum Estimated Cost: 5  
**Maximum Estimated Cost: 5**  
Record Number 192  
Priority:

**Full Rec** Adjust the closer on the entrance door to the restroom to a maximum door opening force of 5 pounds (see CBC 1133B.2.5.1 and ADAAG 4.13.11).

# Facility Name: Walgrove Elementary School

## Restrooms

**Finding:** There is less than 24 inches of clearance on the latch side of the exterior entrance door to the restroom, from the push side.

**Alternative Rec:** \*  
**Rec:**  
**(Where Available)**



Boys Restroom Building A


Citation:	ADAAG 4.13.6
Minimum Quantity	1
Maximum Quantity:	1
Unit:	Each
Minimum Estimated Cost:	1921
<b>Maximum Estimated Cost:</b>	<b>0</b>
Record Number	193
Priority:	

**Full Rec** Provide at least 24 inches of latch side clearance at the entrance door to the restroom (see ADAAG 4.13.6 and Figure 25). Otherwise, install an automatic door opening device to the primary entrance complying with ADAAG 4.13.12 and ANSI/BHMA A156.10, 1985, standards.

## Restrooms

**Finding:** The door to the stall designated to be accessible in the restroom does not have appropriate accessible hardware.

**Alternative Rec:** \*  
**Rec:**  
**(Where Available)**



Boys Restroom Building A

Citation:	CBC 1115B.7.1.3; ADAAG 4.13.9
Minimum Quantity	1
Maximum Quantity:	1
Unit:	Each
Minimum Estimated Cost:	189
<b>Maximum Estimated Cost:</b>	<b>189</b>
Record Number	194
Priority:	

**Full Rec** Install a loop or U-shaped handle immediately below the latch hardware on the door to the stall designated to be accessible in the restroom (see CBC 1115B.7.1.3 and ADAAG 4.13.9). Lever-operated or push-type mechanisms may also be used. The latch shall be flip-over style, sliding or other hardware not requiring grasping or twisting.



# Facility Name: Walgrove Elementary School

## Restrooms

**Finding:** The distance from the centerline of the toilet to the nearest side wall in the stall designated to be accessible in the restroom is 15 3/8 inches for restrooms used primarily by children.

**Alternative Rec:** \*  
(Where Available)



Boys Restroom Building A

Citation: ADAAG 4.16.7(1); ADAAG A4.16.7

Minimum Quantity	1
Maximum Quantity:	1
Unit:	Each
Minimum Estimated Cost:	1143
<b>Maximum Estimated Cost:</b>	<b>1143</b>
Record Number	195
Priority:	

**Full Rec** Relocate the toilet to provide a distance from the centerline of the toilet to the nearest side wall in the stall designated to be accessible in the restroom at 15 inches to accommodate children ages 5 thru 12 (see ADAAG 4.16.7(1), ADAAG A4.16.7 and ADAAG Figure 28).

## Restrooms

**Finding:** The height of the toilet seat in the stall designated to be accessible in the restroom is greater than 15 inches above the finished floor.

**Alternative Rec:** \*  
(Where Available)



Boys Restroom Building A

Citation: ADAAG 4.16.7(2); ADAAG A4.16.7

Minimum Quantity	1
Maximum Quantity:	1
Unit:	Each
Minimum Estimated Cost:	1707
<b>Maximum Estimated Cost:</b>	<b>1707</b>
Record Number	196
Priority:	

**Full Rec** Remove the toilet or modify the height of the toilet seat in the stall designated to be accessible in the restroom to a height of 15 inches above the finished floor to accommodate children ages 5 thru 12 (see ADAAG 4.16.7(2) and ADAAG A4.16.7). Make certain that the toilet seat remains in lowered position.

## Facility Name: Walgrove Elementary School

### Restrooms

**Finding:** The height of the side grab bar in the stall designated to be accessible in the restroom is greater than 27 inches for restrooms used primarily by children. The distance from the end of the side grab bar to the back wall is 12 5/8 inches.

**Alternative Rec:** \*  
**Rec:**  
**(Where Available)**



Boys Restroom Building A

**Full Rec** Remount the side grab bar in the stall designated to be accessible in the restroom at a height 27 inches above the finished floor to accommodate children ages 5 thru 12 (see ADAAG A4.16.7). The grab bar shall be no more than 12 inches from the back wall. Grab bars must be able to support a point load of at least 250 pounds and shall be less than the allowable shear stress of the grab bar material.

Citation: CBC 1115B.8.1; ADAAG 4.16.7(3); ADAAG 4.17.7(5); ADAAG 4.26

Minimum Quantity	1
Maximum Quantity:	1
Unit:	Each
Minimum Estimated Cost:	448
<b>Maximum Estimated Cost:</b>	<b>448</b>
Record Number	197
Priority:	

### Restrooms

**Finding:** The height of the rim surface of the lavatory designated to be accessible in the restroom is greater than 29 inches from the finished floor for restrooms used primarily by children.

**Alternative Rec:** \*  
**Rec:**  
**(Where Available)**



Boys Restroom Building A

**Full Rec** Relocate the lavatory designated to be accessible in the restroom to provide a maximum rim surface height of no greater than 29 inches above the finished floor with a minimum knee clearance space of 24 inches to accommodate children ages 5 thru 12.

Citation: ADAAG 4.19.2

Minimum Quantity	1
Maximum Quantity:	1
Unit:	Each
Minimum Estimated Cost:	1286
<b>Maximum Estimated Cost:</b>	<b>1286</b>
Record Number	205
Priority:	

# Facility Name: Walgrove Elementary School

## Restrooms

**Finding:** The pipes under the lavatory in the restroom do not provide protection against contact.

**Alternative Rec:** \*  
**Rec:**  
**(Where Available)**



Boys Restroom Building A

**Full Rec** Insulate or otherwise configure pipes under the lavatory designated to be accessible in the restroom to protect against contact (see ADAAG 4.19.4). Make certain there are no sharp or abrasive surfaces under the lavatory.

Citation: ADAAG 4.19.4

Minimum Quantity	1
Maximum Quantity:	1
Unit:	Each
Minimum Estimated Cost:	39
<b>Maximum Estimated Cost:</b>	<b>39</b>
Record Number	206
Priority:	

## Restrooms

**Finding:** The bottom edge of the reflecting surface of the mirror in the restroom is 39 inches above the finished floor for restrooms used primarily by children.

**Alternative Rec:** \*  
**Rec:**  
**(Where Available)**



Boys Restroom Building A

**Full Rec** Lower the mirror in the restroom so that the bottom edge of the reflecting surface is no higher than 36 inches above the finished floor to accommodate children ages 5 thru 12. If a single, full-length mirror is provided, make certain to provide a minimum clear floor space in front of the mirror with 30 inches width and 48 inches length and that doors do not swing into this floor space.

Citation: ADAAG A4.19.6; CBC 1115B.9.1.2; ADAAG 4.19.6

Minimum Quantity	1
Maximum Quantity:	1
Unit:	Each
Minimum Estimated Cost:	392
<b>Maximum Estimated Cost:</b>	<b>392</b>
Record Number	207
Priority:	

# Facility Name: Walgrove Elementary School

## Restrooms

**Finding:** The height of the controls and operating mechanisms for the soap dispenser in the restroom is 39 inches above the finished floor for restrooms used primarily by children.

**Alternative Rec:** \*  
**Rec:**  
**(Where Available)**



Boys Restroom Building A

Citation: CBC 1115B.9.2; ADAAG A4.27

Minimum Quantity	1
Maximum Quantity:	1
Unit:	Each
Minimum Estimated Cost:	277
<b>Maximum Estimated Cost:</b>	<b>277</b>
Record Number	208
Priority:	

**Full Rec** Relocate the soap dispenser in the restroom to a maximum height of 36 inches above the finished floor for all the controls and operating mechanisms to accommodate children ages 5 thru 12 (see CBC 1115B.9.2).

## Restrooms

**Finding:** There is no signage indicating accessibility on the latch side of the entry door of the restroom. There is Title 24 gender use signage on the entrance door.

**Alternative Rec:** \*  
**Rec:**  
**(Where Available)**



Girls Restroom Building A

Citation: CBC 1115B.5; ADAAG 4.1.6; ADAAG 4.1.2(7); ADAAG 4.1.6(3)(e); ADAAG 4.30

Minimum Quantity	1
Maximum Quantity:	1
Unit:	Each
Minimum Estimated Cost:	58
<b>Maximum Estimated Cost:</b>	<b>58</b>
Record Number	179
Priority:	


**Full Rec** Post signage centered 60 inches above the ground surface on the latch side of the entrance door identifying the restroom as accessible. Signage shall include Braille and raised lettering, the gender or unisex use symbol and the ISA symbol.

# Facility Name: Walgrove Elementary School

## Restrooms

**Finding:** The bottom 10 inches of the door does not provide a smooth, uninterrupted surface, or panel to allow the door to be opened by a wheelchair footrest without creating a trap or hazardous condition, due to a doorstop.

**Alternative Rec:** \*  
**Rec:**  
**(Where Available)**



Girls Restroom Building A

**Full Rec** Remove the doorstop from the door to provide a smooth, uninterrupted surface for the bottom 10 inches of the door.

Citation: CBC 1133B.2.6

Minimum Quantity	1
Maximum Quantity:	1
Unit:	Custom
Minimum Estimated Cost:	0
<b>Maximum Estimated Cost:</b>	<b>0</b>
Record Number	180
Priority:	

## Restrooms

**Finding:** The door opening force for the entrance door to the restroom is 12 pounds.

**Alternative Rec:** \*  
**Rec:**  
**(Where Available)**



Girls Restroom Building A

**Full Rec** Adjust the closer on the entrance door to the restroom to a maximum door opening force of 5 pounds (see CBC 1133B.2.5.1 and ADAAG 4.13.11).

Citation: CBC 1133B.2.5.1; ADAAG 4.13.11

Minimum Quantity	1
Maximum Quantity:	1
Unit:	Each
Minimum Estimated Cost:	5
<b>Maximum Estimated Cost:</b>	<b>5</b>
Record Number	181
Priority:	

# Facility Name: Walgrove Elementary School

## Restrooms

**Finding:** There is 2 inches of clearance on the latch side of the exterior entrance door to the restroom, from the push side.

**Alternative Rec: (Where Available)** \*



Girls Restroom Building A

**Full Rec** Provide at least 24 inches of latch side clearance at the entrance door to the restroom (see ADAAG 4.13.6 and Figure 25). Otherwise, install an automatic door opening device to the primary entrance complying with ADAAG 4.13.12 and ANSI/BHMA A156.10, 1985, standards.


Citation: ADAAG 4.13.6

Minimum Quantity	1
Maximum Quantity:	1
Unit:	Each
Minimum Estimated Cost:	1921
<b>Maximum Estimated Cost:</b>	<b>0</b>
Record Number	182
Priority:	

## Restrooms

**Finding:** There is insufficient clear floor space provided in front of the water closet. The door to the stall designated to be accessible in the restroom does not have accessible hardware.

**Alternative Rec: (Where Available)** \*



Girls Restroom Building A

**Full Rec** Modify or replace the stall designated to be accessible in the restroom so that it complies with ADAAG 4.17.3, CBC 1115B and CBC Figures 11B-1A and 1B. Standard accessible stalls require 60 inches in width with 56 inches depth for wall-mounted toilets or 59 inches depth for floor-mounted toilets to accommodate individuals in wheelchairs. The minimum width of a front-approach doorway shall provide at least 32 inches and a side-approach doorway shall provide at least 34 inches. The door shall swing outward, close automatically and provide accessible hardware.

Citation: CBC 1115B; ADAAG 4.17.3; ADAAG A4.17.3

Minimum Quantity	1
Maximum Quantity:	1
Unit:	Each
Minimum Estimated Cost:	4000
<b>Maximum Estimated Cost:</b>	<b>4000</b>
Record Number	183
Priority:	

# Facility Name: Walgrove Elementary School

## Restrooms

**Finding:** The height of the side grab bar in the stall designated to be accessible in the restroom is 33 inches for restrooms used primarily by children. The distance from the end of the side grab bar to the back wall is 13 3/4 inches.

**Alternative Rec:** \*  
**Rec:**  
**(Where Available)**



Girls Restroom Building A

**Full Rec** Remount the side grab bar in the stall designated to be accessible in the restroom at a height 27 inches above the finished floor to accommodate children ages 5 thru 12 (see ADAAG A4.16.7). The grab bar shall be no more than 12 inches from the back wall. Grab bars must be able to support a point load of at least 250 pounds and shall be less than the allowable shear stress of the grab bar material.


Citation: CBC 1115B.8.1; ADAAG 4.16.7(3); ADAAG 4.17.7(5); ADAAG 4.26

Minimum Quantity	1
Maximum Quantity:	1
Unit:	Each
Minimum Estimated Cost:	448
<b>Maximum Estimated Cost:</b>	<b>448</b>
Record Number	184
Priority:	

## Restrooms

**Finding:** The height of the toilet seat in the stall designated to be accessible in the restroom is 18 inches above the finished floor.

**Alternative Rec:** \*  
**Rec:**  
**(Where Available)**



Girls Restroom Building A

**Full Rec** Remove the toilet or modify the height of the toilet seat in the stall designated to be accessible in the restroom to a height of 15 inches above the finished floor to accommodate children ages 5 thru 12 (see ADAAG 4.16.7(2) and ADAAG A4.16.7). Make certain that the toilet seat remains in lowered position.

Citation: ADAAG 4.16.7(2); ADAAG A4.16.7

Minimum Quantity	1
Maximum Quantity:	1
Unit:	Each
Minimum Estimated Cost:	1707
<b>Maximum Estimated Cost:</b>	<b>1707</b>
Record Number	185
Priority:	

# Facility Name: Walgrove Elementary School

## Restrooms

**Finding:** The distance from the centerline of the toilet to the nearest side wall in the stall designated to be accessible in the restroom is 14 1/2 inches for restrooms used primarily by children.

**Alternative Rec:** \*  
**Rec:**  
**(Where Available)**



Girls Restroom Building A

**Full Rec** Relocate the toilet to provide a distance from the centerline of the toilet to the nearest side wall in the stall designated to be accessible in the restroom at 15 inches to accommodate children ages 5 thru 12 (see ADAAG 4.16.7(1), ADAAG A4.16.7 and ADAAG Figure 28).

Citation: ADAAG 4.16.7(1); ADAAG A4.16.7

Minimum Quantity	1
Maximum Quantity:	1
Unit:	Each
Minimum Estimated Cost:	1143
<b>Maximum Estimated Cost:</b>	<b>1143</b>
Record Number	186
Priority:	

## Restrooms

**Finding:** The height of the rim surface of the lavatory designated to be accessible in the restroom is greater than 29 inches from the finished floor for restrooms used primarily by children.

**Alternative Rec:** \*  
**Rec:**  
**(Where Available)**



Girls Restroom Building A

**Full Rec** Relocate the lavatory designated to be accessible in the restroom to provide a maximum rim surface height of no greater than 29 inches above the finished floor with a minimum knee clearance space of 24 inches to accommodate children ages 5 thru 12.

Citation: ADAAG 4.19.2

Minimum Quantity	1
Maximum Quantity:	1
Unit:	Each
Minimum Estimated Cost:	1286
<b>Maximum Estimated Cost:</b>	<b>1286</b>
Record Number	187
Priority:	



# Facility Name: Walgrove Elementary School

## Restrooms

**Finding:** The pipes under the lavatory in the restroom do not provide protection against contact.

**Alternative Rec:** \*  
**Rec:**  
**(Where Available)**



Girls Restroom Building A

**Full Rec** Insulate or otherwise configure pipes under the lavatory designated to be accessible in the restroom to protect against contact (see ADAAG 4.19.4). Make certain there are no sharp or abrasive surfaces under the lavatory.

Citation: ADAAG 4.19.4

Minimum Quantity	1
Maximum Quantity:	1
Unit:	Each
Minimum Estimated Cost:	39
<b>Maximum Estimated Cost:</b>	<b>39</b>
Record Number	188
Priority:	

## Restrooms

**Finding:** The bottom edge of the reflecting surface of the mirror in the restroom is 39 inches above the finished floor for restrooms used primarily by children.

**Alternative Rec:** \*  
**Rec:**  
**(Where Available)**



Girls Restroom Building A

**Full Rec** Lower the mirror in the restroom so that the bottom edge of the reflecting surface is no higher than 36 inches above the finished floor to accommodate children ages 5 thru 12. If a single, full-length mirror is provided, make certain to provide a minimum clear floor space in front of the mirror with 30 inches width and 48 inches length and that doors do not swing into this floor space.

Citation: ADAAG A4.19.6; CBC 1115B.9.1.2; ADAAG 4.19.6

Minimum Quantity	1
Maximum Quantity:	1
Unit:	Each
Minimum Estimated Cost:	392
<b>Maximum Estimated Cost:</b>	<b>392</b>
Record Number	189
Priority:	

**Facility Name: Walgrove Elementary School**

**Drinking Fountains**

**Finding:** The drinking fountain is not a 'high-low' design.

**Alternative Rec:** \*  
(Where Available)



Drinking Fountain Near Girls Restroom at Building A

**Full Rec** Fifty percent of the drinking fountains on primary paths of travel shall be accessible. Install a "high-low" fountain design to comply with both state and federal requirements and install a side rail or wing wall next to each side of the fountain. Provide at least 30 inches in width and 48 inches in depth in front of the drinking fountain. The height of the spout outlet shall not exceed 36 inches in height. Fountain controls shall be accessible. The spout shall direct the water flow at least 4 inches high and in a trajectory that is parallel or nearly parallel to the front of the drinking fountain. Wall-mounted drinking fountains shall provide a minimum knee clearance height of 27 inches, 30 inches in width and between 18 inches and 19 inches

Citation: CBC 1117B.1; ADAAG 4.15

Minimum Quantity	1
Maximum Quantity:	1
Unit:	Each
Minimum Estimated Cost:	2216
<b>Maximum Estimated Cost:</b>	<b>2216</b>
Record Number	178
Priority:	

**Emergency Warning Systems**

**Finding:** The facility shall have a fire and life safety emergency plan approved by the local building official that specifically addresses the evacuation of individuals with disabilities.

**Alternative Rec:** \*  
(Where Available)



**Full Rec** A fire and life safety emergency plan that specifically addresses the evacuation of individuals with disabilities must be approved by local building officials and the state fire official and comply with CFC Part 9 and CBC 1114B.2 for areas of rescue assistance.

Citation: CFC Part 9 & CBC 1114B.2

Minimum Quantity	1
Maximum Quantity:	1
Unit:	None Selected
Minimum Estimated Cost:	0
<b>Maximum Estimated Cost:</b>	<b>0</b>
Record Number	210
Priority:	

## Facility Name: Walgrove Elementary School

### Emergency Warning Systems

**Finding:** There are visual warning devices in the Building A restrooms.



**Alternative Rec: (Where Available)** Altering a facility's programs, or addressing higher priority barriers can reduce or eliminate the need for an area of rescue assistance, such as making certain that an individual with a disability participates in programs located near an already accessible exit. Otherwise creating an accessible exit can provide an acceptable alternative to providing an area of rescue assistance.

**Full Rec** Install visual warning devices integrated with the facility's alarm system complying with CBC 1114B.2.5, ADAAG 4.1.3(14) and ADAAG 4.28 throughout the facility.

Citation: CBC 1114B.2.4; ADAAG 4.1.3(14); ADAAG 4.28

Minimum Quantity	1
Maximum Quantity:	1
Unit:	None Selected
Minimum Estimated Cost:	0
<b>Maximum Estimated Cost:</b>	<b>0</b>
Record Number	211
Priority:	